

DMM are issuing a **product recall, subject to user inspection**. This document details the products that are affected by the recall and contains instructions to identify whether or not an affected product should be returned to DMM.


In a small percentage of carabiners the interaction between the internal coil spring (which gives the gate its closing action) and the gate pusher (the component that holds the spring against the carabiner body) may cause the gate pusher to displace, potentially preventing the gate from closing or the mechanism from locking completely.
















This recall encompasses only carabiner models in the table below. All colours and all gate types are potentially affected by the dysfunction:

Product identification (The product identification numbers can be found on the spine of the carabiner):

Product code - The letter and first 2 numbers of the product code identify the model.

Serial number - Identifies the date and order of production.



				
A33# Ultra D	A36# Aero HMS	A82# Zodiac	A84# Klettersteig	A872 Belay Master
				
A89# Boa 25kN	A90# Boa 30kN	A91# Captive Eye	A98K# Sidewinder	C41# 10mm Steel Offset D
				
C45# 10mm Steel Oval	C81# 12mm Steel Offset D	C84# 12mm Steel Klettersteig	C85# 12mm Steel Boa	C96# Steel Captive Eye

With the following serial numbers (these run sequentially):

2014 Production - **14138xxxxX to 14365xxxxX**

2015 Production - **15001xxxxX to 15254xxxxX**

The serial number can be found on the spine of the carabiner.

If your carabiners meet the above criteria please carry out the user inspection as detailed on the next page.

Gate Pusher User Inspection


Please use the following information to identify the type of gate pusher that is installed in your carabiner and subsequently whether or not your carabiner is affected by this recall.

Please carry out the following inspection of the gate pusher:




The pusher is located inside the gate of the carabiner. It can be seen in the recess at the base of the gate.

On some carabiner models the pusher can be seen through the recess in the front of the gate, when the gate is open.



Visually inspect the gate pusher for the 'moulding line'. Look carefully at the gate pusher in your carabiner, it may be necessary to open the gate, a good light source is essential. Angling the carabiner in the light will help bring the moulding line into relief. The moulding line is visible from both sides of the gate.

MOULDING LINE = OK




OK, NO RECALL



no dysfunction

Do not return to DMM, continue use.

NO MOULDING LINE = RECALL




RECALL



risk of dysfunction - DO NOT USE

Immediately retire from service, quarantine and await further instructions from DMM.



OK, NO RECALL

Certain specialist carabiners utilise a stainless steel spring pusher. This is silver/grey in colour and is unaffected by the recall.

If you have any doubt about the results of your user inspection, please return to DMM for inspection according to the upcoming returns process.

Our priorities right now are to raise awareness of this issue and to finalise our logistics and returns processes so that we can provide an efficient turn around for all of our customers worldwide.

We will release the next statement, containing details of the recall returns procedure in the next 48 hours. Please monitor the DMM website, Twitter feeds and Facebook pages for updates.

The DMM Team.